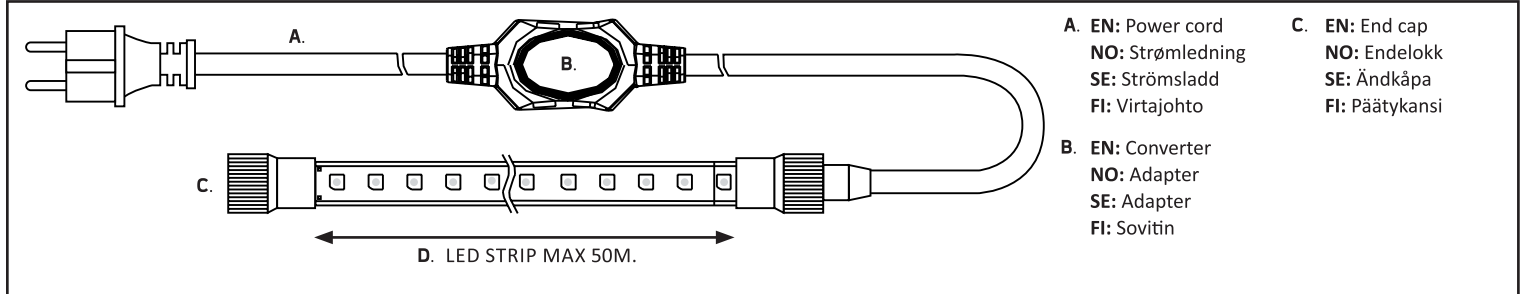




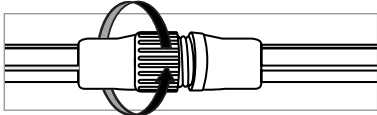
220-240VAC 10W/M 4000K IP65/IK10

LUXFLEX™



- | | |
|--------------------------|-----------------------|
| A. EN: Power cord | C. EN: End cap |
| NO: Strømledning | NO: Endelokk |
| SE: Strömsladd | SE: Ändkåpa |
| FI: Virtajohto | FI: Päätäkansi |
| B. EN: Converter | |
| NO: Adapter | |
| SE: Adapter | |
| FI: Sovitin | |

EN: CABLE CONNECTION
NO: LEDNINGSTILKOBLING
SE: KABELANSLUTNING
FI: JOHTOLIITÄNTÄ




EN: Secure attached power cord by tighten the collar to LED STRIP before installing.

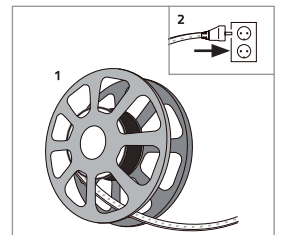

NO: Fest strømledningen ved å stramme kragen til LED STRIP før du installerer.

SE: Säkra den anslutna strömsladden genom att dra åt kragen till LED STRIP innan du installerar.

FI: Kiinnitä kytketty verkkojohto kiristämällä LED kaistaleen kaulus ennen asennusta.



OBS!



EN: HANDLE WITH CARE
NO: HÅNTERE VARSOMT
SE: HANTERAS VARSAMT
FI: KÄSITTELE VAROEN

